

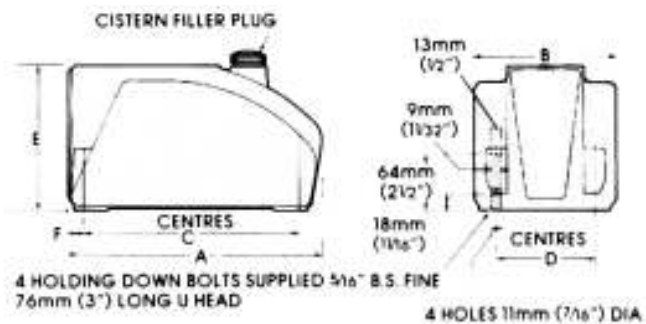
## TECHNICAL INFORMATION – HYDRAPAK ACCESSORIES

### HOW TO CONSTRUCT HYDRAPAK ORDERING CODES

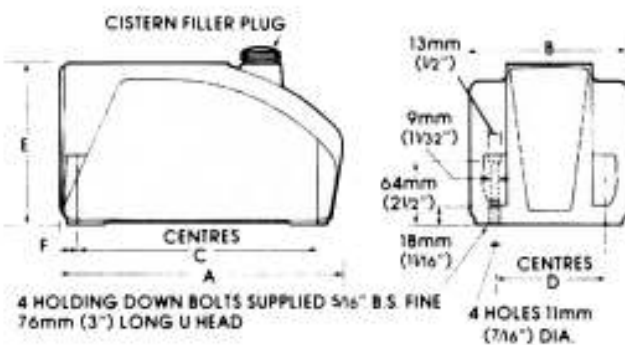
e.g. PHO11RG – 10,000 PSI pump on a 4.5 litre tank with relief valve and gauge

1 <sup>st</sup> character	<b>P</b>	Pump
2 <sup>nd</sup> character	<b>H</b>	Hydrapak
3 <sup>rd</sup> character	<b>O</b>	Basic pump
	<b>V</b>	Pump with double acting valve
4 <sup>th</sup> character	<b>1 to 6</b>	Max. pressure (See technical specification)
5 <sup>th</sup> character	<b>1 to 8</b>	Tank capacity (see below)
6 <sup>th</sup> character	<b>R</b>	Relief valve fitted
	<b>O</b>	Relief valve omitted
7 <sup>th</sup> character	<b>G</b>	Gauge fitted
	<b>O</b>	Gauge omitted

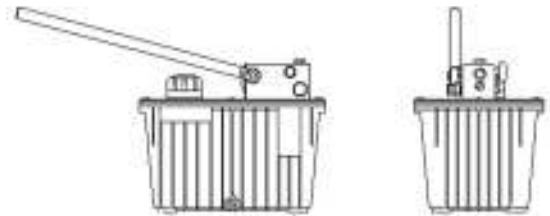
#### 5 Litre Tank – Code 1



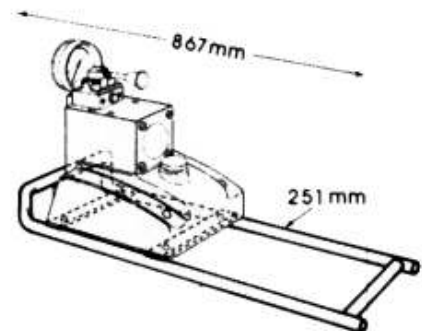
#### 9 Litre Tank – Code 2



#### 15 or 25 Litre Tank – Code 3 or 4



#### Skid with a 5 or 9 Litre Tank – Code 5 or 6



#### Tubular Frame with a 5 or 9 Litre Tank – Code 7 or 8

